

# JAMES

2002



- divani - elementi componibili sfoderabili
- fissi per versione in pelle (piedini a vista)
- struttura in legno
- imbottitura in poliuretano indeformabile
- piedini in legno tinto black - light - almond
- staffe in metallo per fissaggio elementi componibili
- cuscino seduta in poliuretano e piuma supportata (**no versione SLIM**)
- cuscino schienale in piuma supportata
- appoggiatesta - optional - in piuma supportata

- movimento letto in metallo con rete elettrosaldata completi di materasso in poliuretano e fibra anallergica

versione con profilo (no versione SLIM): a richiesta è disponibile la confezione delle fodere con profilo realizzato nello stesso tessuto.  
rivestimenti lavabili solo a secco

a richiesta - gli elementi e i terminali possono avere la confezione intera del rivestimento struttura - no pelle

- sofas - modular units with removable cover
- fixed cover for leather version (feet showing)
- wooden frame
- non-deformable polyurethane padding
- feet in black - light - almond stained wood
- metal brackets for modular units join
- seat cushion in polyurethane and reinforced feathers
- back cushion in reinforced feathers (**no SLIM version**)
- lumbar cushion - optional - in reinforced feathers

- three fold metal mechanism with electric welded base, including a mattress made of polyurethane and anallergic fibre

cover with piping (no SLIM version): on request a piping is available in the same fabric as the padded item.  
dry cleaning only

on request - units and end-units can be manufactured with a single frame cover - not available for leather cover

- Abziehbare Sofas - Anbauelemente
- Fester Lederbezug (sichtbare FüÙe)
- Holzgestell
- Polsterung aus unverformbaren PU-Schäumen
- HolzfüÙe black - light - almond gebeizt
- Metallverbindungen für die Befestigung der Anbauelemente
- Sitzkissen PU-Schäume und Abdeckung Polyesterdaune (**nicht auf SLIM version**)
- Rückenkissen Polyesterdaune
- Nierenkissen - optional - Polyesterdaune

- Bettbewegung aus Metall mit Elektrogeschweißtem Rost inklusiv Matratze aus PU-Schäumen und anfallergischer Polyesterfaser

Bei Ausführung mit Keder: Nach Anfrage ist ein Keder mit selben Stoff von Polstermöbel verfügbar (nicht auf SLIM version).  
Nur Trockenreinigung

Nach Anfrage können die Elemente und Endelemente mit durchgehendem Korpusbezug hergestellt werden - bei Leder nicht möglich

- canapés - éléments modulables déhaussables
- fixes pour version en cuir (pieds apparents)
- structure en bois
- rembourrage en polyuréthane indéformable
- pieds en bois teinté black - light - almond
- système de fixation en métal pour les éléments modulables
- coussin assise en polyuréthane et plumes renforcées
- coussin dos en plumes renforcées (**pas pour version SLIM**)
- coussins lombaires - optionnel - en plumes renforcées

- mouvement lit en métal avec sommier soudé électriquement complet avec matelas en polyuréthane et fibre anallergique

version avec profil (pas pour version SLIM): a la demande confection de la housse avec passepoil dans le même tissu.  
Pour les housses seulement nettoyage au sec

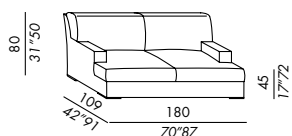
sur demande - pour les éléments et terminaux, nous pouvons réaliser une housse entière pour la structure; sauf cuir

- sofás - elementos modulares desenfundables
- revestimiento fijo para versión en piel (con patas a vista)
- estructura de madera
- relleno en poliuretano indeformable
- patas de madera teñida black - light - almond
- abrazaderas en metal para fijar elementos modulares
- cojín asiento en poliuretano y pluma soportada
- cojín respaldo en pluma soportada (**no para versión SLIM**)
- riñonera - opcional - en pluma soportada

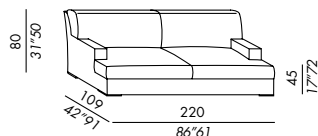
- movimiento cama en metal con somier electrosoldado con colchón en poliuretano y fibra no alérgica

versión con perfil (no para versión SLIM): a petición es disponible un perfil en la misma tela del producto.  
se aconseja sólo limpiar en seco

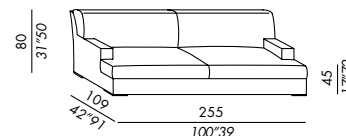
a petición, elementos y terminales se pueden realizar con la funda entera para la estructura - no para versión en piel



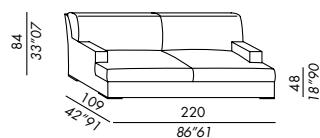
sofa 180



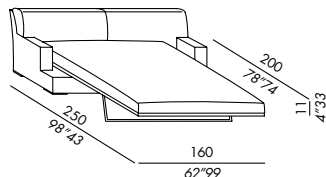
sofa 220



sofa 255



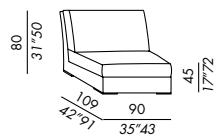
divano letto - sofa bed 220



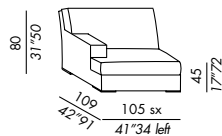
appoggiatesta - lumbar cushion

# JAMES

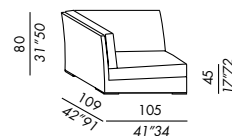
2010



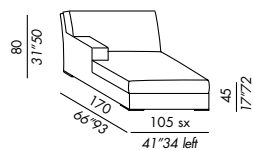
elemento - unit 90



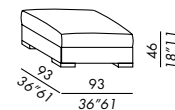
terminale - end unit 105



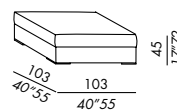
angolo - corner unit



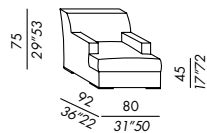
chaise longue



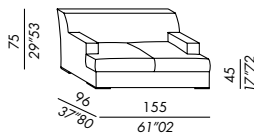
pouf 95



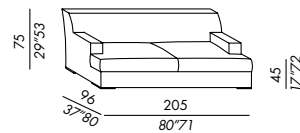
pouf 105



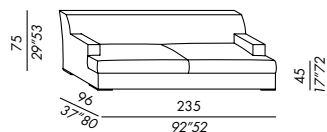
poltrona - armchair SLIM



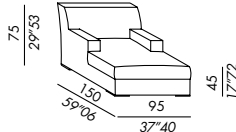
sofa SLIM 155



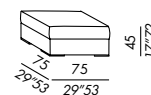
sofa SLIM 205



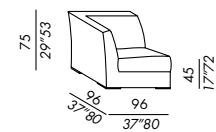
sofa SLIM 235



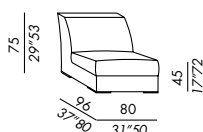
relax chair SLIM 95



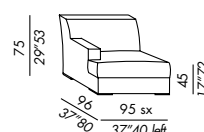
pouf SLIM 75



angolo - corner unit SLIM



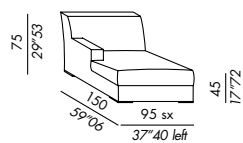
elemento - unit SLIM 80



terminale - end unit SLIM 95

# JAMES

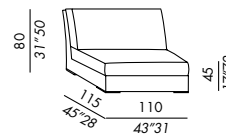
2002



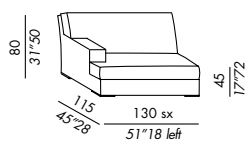
chaise longue SLIM



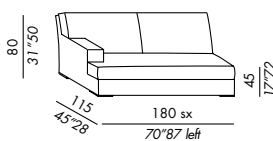
appoggiareni - lumbar cushion SLIM



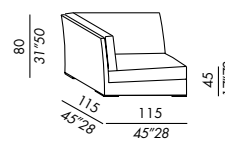
elemento - unit LARGE 110



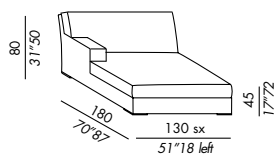
terminale - end unit LARGE 130



terminale - end unit LARGE 180



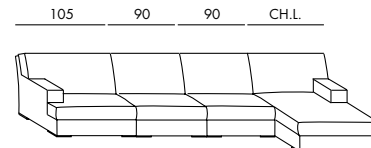
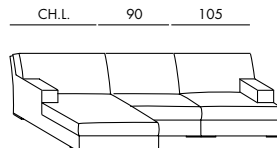
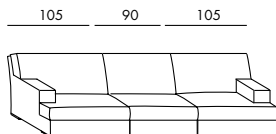
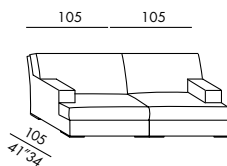
angolo - corner unit LARGE



chaise longue LARGE

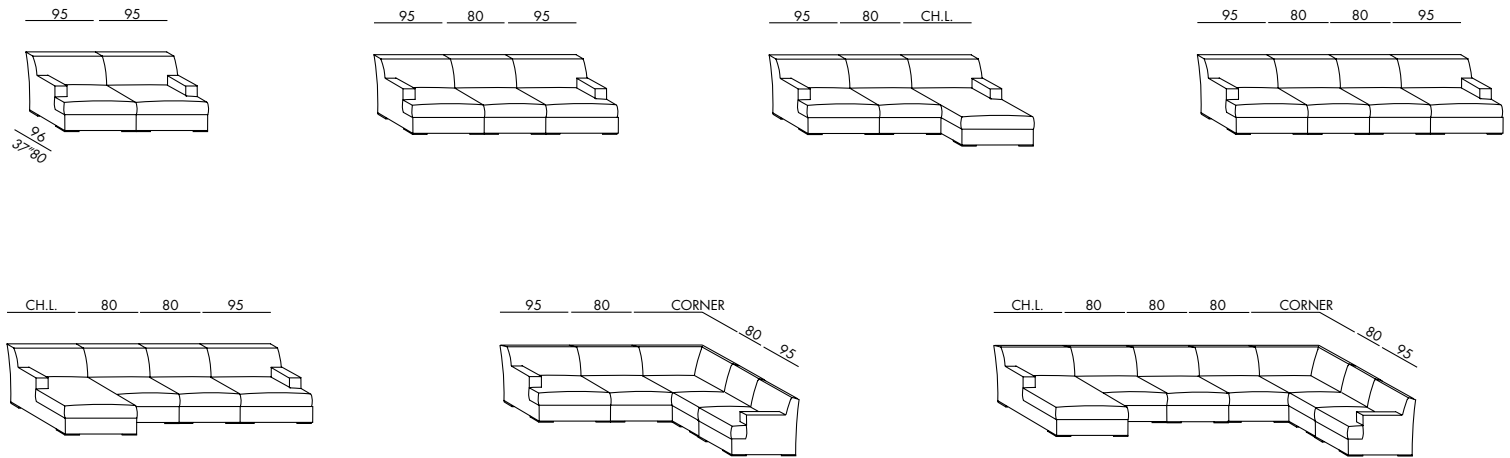
# JAMES

esempi di composizioni / sketches of configurations



# JAMES SLIM

esempi di composizioni / sketches of configurations



# JAMES LARGE

esempi di composizioni / sketches of configurations

